

R Series Pressed Metal Door Frames

BIO-CONTAINMENT DOORS

Pressed metal door frames to suit brickwork and other walls.

ARA Manufacture's Sealeck custom makes a range of bio-containment doors and suitable frames designed to be easy to clean and control air flow.



OVERVIEW

The pressed metal door frames are custom made and come with a variety of profiles and rebate combinations to suit brickwork, blockwork, precast walls and stud walls.

With double or single size options and rebated or plain pressed metal type frame in standard 1.2mm gauge galvanneal steel, these frames are connected by a tab and slot method with mitred corners welded and ground smooth.

Frame corners are presented as neat and mitred joints and frames can be recessed to accept hinges and strike plates. The hinge side jambs are fitted with two or three zinc plated 100mm loose (or fixed) pin hinges, conceal welded to the jamb, or prepared for recessed screw fixed hinges.

APPLICATIONS

ARA Manufacture's bio-containment doors and frames are designed for clean rooms, food preparation centres, hospitals, drug production areas and laboratories.

SPECIFICATIONS

Frame dimensions- R Series:

Single door frame sizes

Door leaf (H x W)

- 2040mm x 718mm
- 2040mm x 818mm
- 2040mm x 918mm

Reveal (H x W)

- 2055mm x 724mm
- 2055mm x 824mm
- 2055mm x 924mm

Overall (H x W)

- 2095mm x 804mm
- 2095mm x 904mm
- 2095mm x 1004mm

Double door frame size

Door lead (H x W)

- 2040mm x 718mm x2
- 2040mm x 818mm x2
- 2040mm x 918mm x2

Reveal (H xW)

- 2055mm x 1448mm x2
- 2055mm x 1648mm x2
- 2055mm x 1848mm x2

Overall (H xW)

- 2095mm x 1528mm x2
- 2095mm x 1728mm x2
- 2095mm x 1928mm x2

Typical frame depth

Back opening: 92mm 112mm 192mm

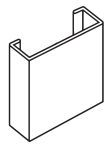
Overall: 120mm 140mm 220mm

R Series Pressed Metal Door Frames

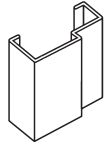
STANDARD STYLES



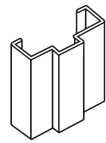
REBATE STYLES



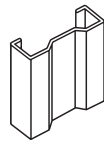
Plain



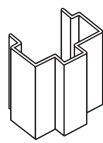
Single



Double



Bevelled



Fire Option

