


# Maxiguard Door Leaf

INDUSTRIAL DOORS



## A high moisture resistant, 40-55mm heavy-duty door leaf.

ARA Manufacture's Maxiguard door leaf is a metal-clad, high moisture resistant (HMR), heavy-duty door leaf with a particle board core.



### OVERVIEW

This heavy-duty door is clad both sides with 0.6mm galvanised or galvaneal steel skins and the option of upgrading to up to 1.6mm. Like the Primaguard and the Duraguard, the Maxiguard door is also internally edge cleat joined at edges to provide hidden edge fixing. The Maxiguard's external steel skins are bonded to an internal foam core with timber or plastic reinforcing sections to lock, hinge and closer positions.

### APPLICATIONS

ARA Manufacture's Securaguard bullet / attack resistant door set is custom-made to suit any exit needing resistance to bullets or other attacks.

### SPECIFICATIONS

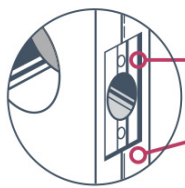
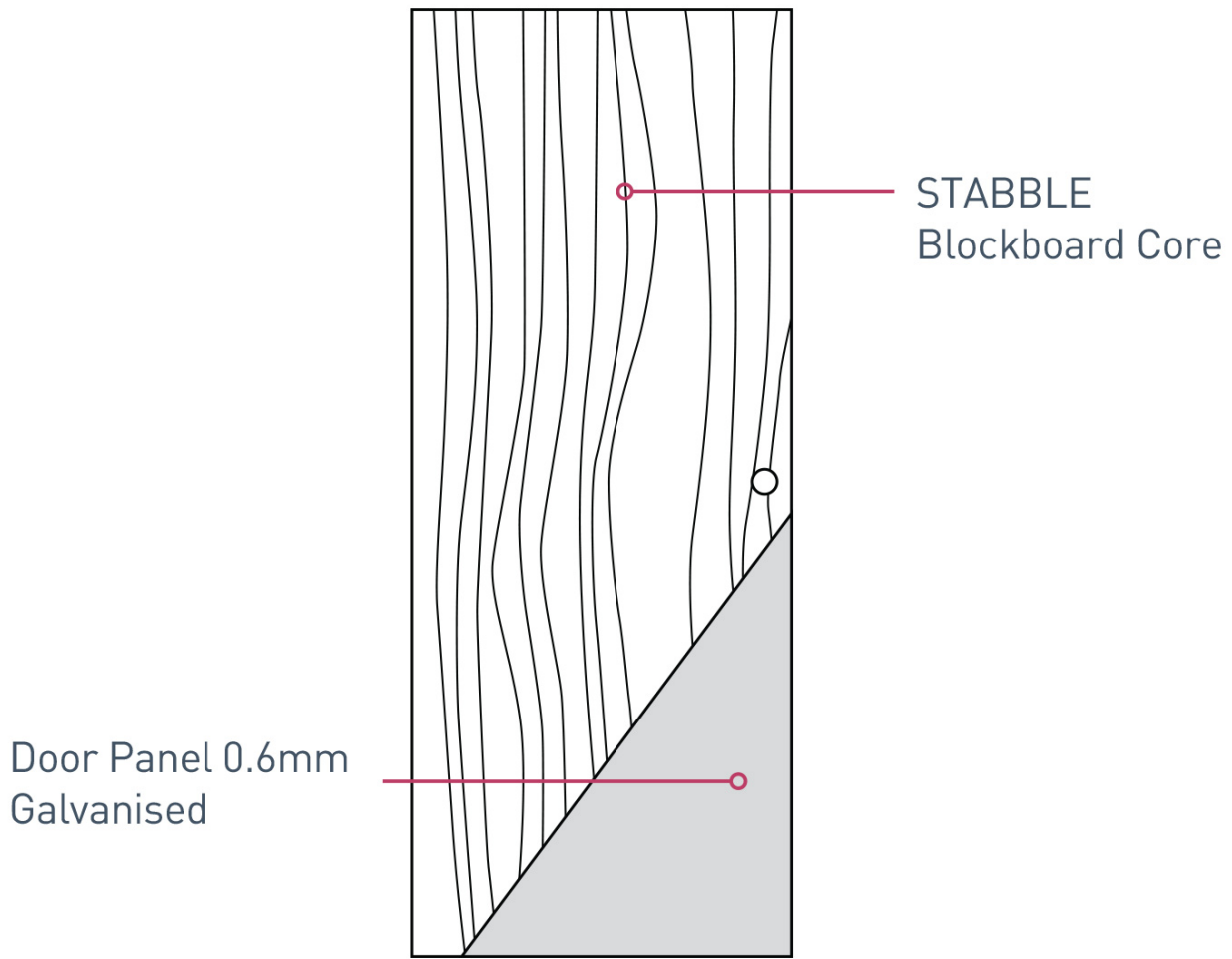
#### Door leaf specifications

- **Sizes:** All leaves made to order. Typical door leaf sizes: 718mm, 818mm or 918mm wide x 2040mm high
- **Thickness:** 40mm
- **Weight:** 34kgs for standard 2040 x 818 x 40mm leaf
- **Cladding:** 0.6mm thick galvanised steel door skins both sides with the option to upgrade to up to 1.6mm
- **Skin material:** Galvanised or galvaneal as standard. Options include stainless steel, copper or brass
- **Skins:** Steel skins are folded at top and bottom of the leaf to completely enclose the ends and are sealed and riveted to prevent moisture ingress
- **Lock:** Hardware latch plate is recessed into the door edge to be flush (or near flush) with the external edge of the door leaf

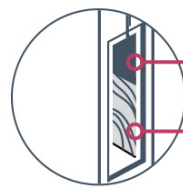
### FINISH

Bare metal or polyester powder-coated as standard. Options include primed, wet sprayed or a choice of embossed patterns.

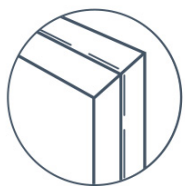
# Maxiguard Door Leaf



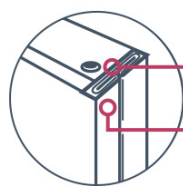
Cylindrical Lock Preparation  
Recess in steel surface allows latch plate to flush fit  
Single seam concealed fix



Mortise Lock Preparation  
Recess in steel surface allows face plate of mortise lock to flush fit  
Silicone Sealed



Alternative Top Edge Fixing



Top + Bottom Fixing Detail  
Rivet fixing  
Silicone sealed