


Secure Area Perimeter Doorsets Two Pack Paint Collections

SAPD-SD-M0-TP

**Single Door
Configuration**



Two-Pack painted doorsets are coated with EnviroPoxy (WBE), depending on the type and use of the doorset.

The process of two-pack coatings include -

1. Light Base Coat (PART A)
2. Standard Coat Hardener (PART B)



Disclaimer

The renders given are to be used for reference purposes only.
Please note that the actual look and feel of the product may vary.
Kindly contact an expert for complete product range and options available.

Dulux name and logo are owned by Dulux, a division of DuluxGroup (Australia) Pty Limited (ACN 000 049427) ("DuluxGroup") of 1956 Dandenong Road, Clayton, VIC, 3168.

*The image given are for reference purposes only. Actual product and model may vary.

Door Colour Coating



Our SAPD-DD-M0-P doorsets can be colour coated to shades approved architecturally.

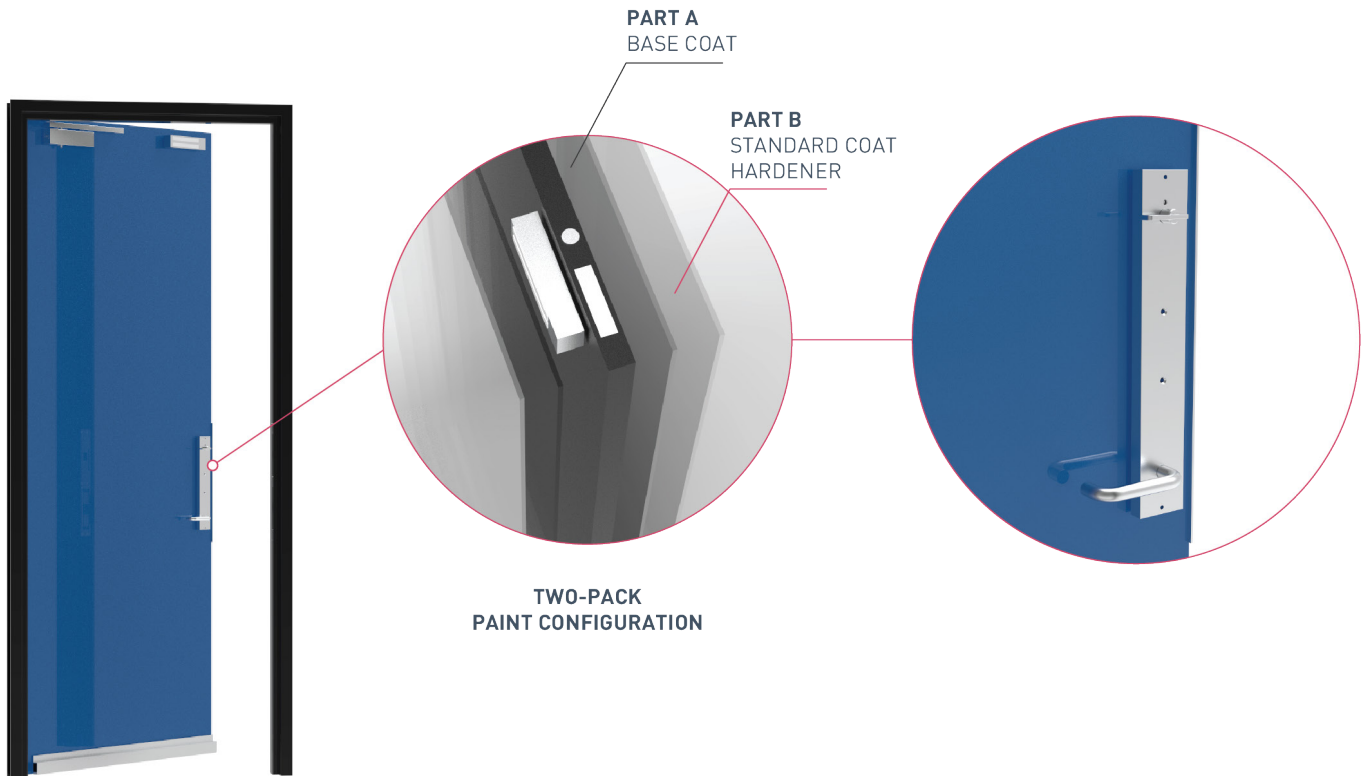
In doing so, our clients are required to choose a specific shade from Dulux Color Range. It is important to note the Colour Values (R,G,B) and Dulux Colour Code.

When you have selected the ideal cover for your doorset, please send us the name of the colour along with colour specifications -

Colour Values - R.G.B
Dulux Colour Code

If you only have a swatch of your selected paint, you can send it to us and we can extract details of the paint for you.

Our experts then procure the paint of your choice, from selected suppliers. We proceed with painting the doors as per order (refer to master schedule). Please note that the final product may vary in appearance or finish.



Disclaimer

The renders given are to be used for reference purposes only. Please note that the actual look and feel of the product may vary. Kindly contact an expert for complete product range and options available.

Door Frame Powder Coating Options



Our SAPD-SD-M0 door frames can be powder-coated as per client requirements.

In doing so, our clients are required to choose a specific shade and provide us with the Colour Values (R,G,B) or colour swatch if available.



Note:

We offer a wide range of powder-coating options chosen from Dulux Standard and Premium Colour Range.

Please refer to the catalogue provided separately for bestcolour options needed for the project.

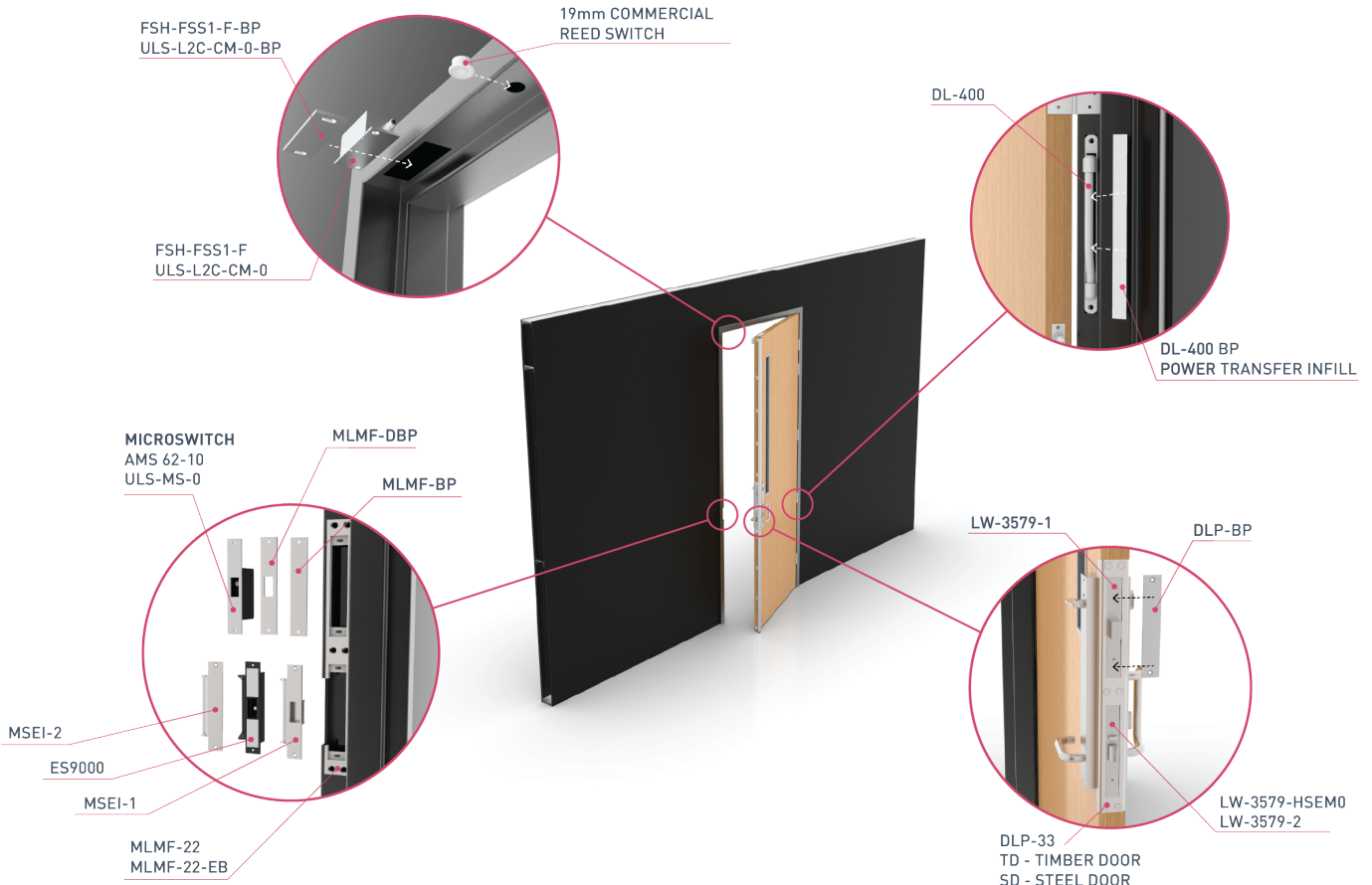
The type of paint will be different compared to general paints and may vary in real.

Disclaimer

The renders given are to be used for reference purposes only. Please note that the actual look and feel of the product may vary. Kindly contact an expert for complete product range and options available.

Adaptability Plates

Single Door Configuration



ADAPTIBILITY PLATES	TERMINOLOGY
<p>Our entire door set range has been designed and developed around industry knowledge, construction constraints and with the end user needs at the forefront.</p> <p>Our door sets have the buildability to suit both your architectural and wall construction needs along with the reliability for the purpose intended.</p> <p>The standard door set construction method allows the end user to have the adaptability to increase the security level and performance of the door set without costly on site recitification works.</p> <p>Our fully tested and adjustable hardware range is always incorporated in the door sets allowing for easy upgrades and door adjustments extending the life of the door set.</p>	<ul style="list-style-type: none"> • MLMF - Multilock Microfix • MLMF-EB - Multilock Microfix Extended Back • MLMF-BP - Multilock Microfix Blank Plate • MLMF-DBP - Multilock Microfix Deadbolt Plate • DLP - Dual Lock Plate • MSEI01 - Microswitch Electric Strike Infill • MSEI02 - Microswitch Electric Strike Blank Plate • ES9000 - Electric Strike • LW-3579-HSEM0 - Electronic Mortice Lock • LW-3579-1 - Deadbolt / Nightlock • LW-3579-2 - Primary Mortice Lock • FSH-FSS1-F - Morticed Flush Mounted Sensor • FSH-FSS1-F-BP - Flush Mounted Blank Plate Infill • ULS-L2C-CM-0 - Morticed Flush Mounted Sensor • ULS-L2C-CM-0-BP - Flush Mounted Blank Plate Infill